



# Government Degree College

ACCREDITED BY NAAC WITH 'B' GRADE

Pattikonda, Kurnool (Dt), A.P. 518380.



Dr.R.Madhuri,  
Principal,

**2021-22**

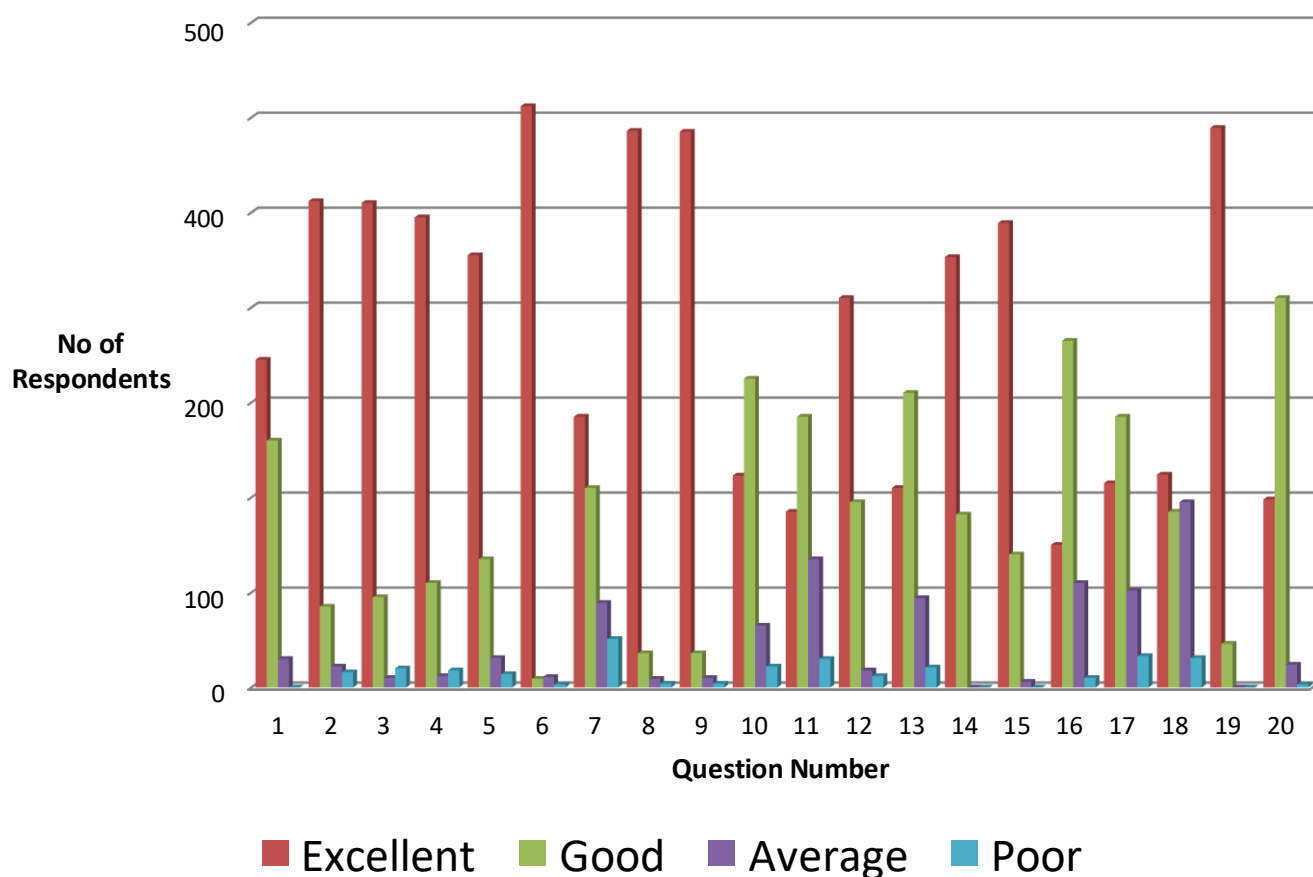
## ONLINE STUDENTS FEED BACK

**I. A. The following Questionnaire is given to the students during for the academic year 2021-22**

S.No	Parameter	Excellent (%)		Good (%)		Average (%)		Poor (%)	
1	Overall, educational experience in GDC-PATTIKONDA	260	52%	170	34%	30	6%	40	8%
2	Quality of the teaching faculty	275	55%	145	29%	50	10%	30	6%
3	Mentorship Program	400	80%	30	6%	40	6%	30	6%
4	Access to teaching faculty is good	345	69%	85	17%	45	9%	25	5%
5	Overall Infrastructure of the institution	260	52%	170	34%	30	6%	40	8%
6	Class and laboratory facilities	300	60%	170	34%	20	4%	10	2%
7	Library facility	275	55%	145	29%	50	10%	30	6%
8	Parking facility	150	30%	170	34%	275	55%	05	1%
9	Toilets & Washrooms	345	69%	85	17%	45	9%	25	5%
10	Common Rooms	260	52%	170	34%	30	6%	40	8%
11	Training & Placement	275	55%	145	29%	50	10%	30	6%

12	Sport and recreational facilities	300	60%	170	34%	20	4%	10	2%
13	Clubs and student organizations	150	30%	170	34%	275	55%	05	1%
14	Campus Safety	250	50%	150	30%	50	10%	50	10%
15	Extracurricular activities	150	30%	170	34%	275	55%	05	1%
16	Canteen facility	150	30%	170	34%	275	55%	05	1%
17	Availability of Computers in the Campus	345	69%	85	17%	45	9%	25	5%
18	Wi-Fi Facility	150	30%	170	34%	275	55%	05	1%
19	Drinking Water Facility	275	55%	145	29%	50	10%	30	6%
20	Usage of ICT Classrooms by teachers	150	30%	170	34%	275	55%	05	1%

### Graphical Analysis of online Students feedback analysis 2021-22



## **I.C. Analysis of Student Feedback responses**

The online feedback forms are prepared by IQAC in collaboration with JKC; the forms are made available online in college website and informed to all students through WhatsApp groups. The students are encouraged to participate in online feedback. The Student feedback is collected from 500 students and the responses are analyzed. The report is presented to Principal and Staff Council for necessary action and improvements in next academic year.

### **Feedback where more than 90% students expressed satisfaction:**

- Quality of the teaching faculty
- Mentorship Program
- Access to teaching faculty is good
- Overall Infrastructure of the institution
- Class and laboratory facilities
- Parking facility
- Common Rooms
- Toilets & Washrooms
- Sport and recreational facilities
- Campus safety
- Extracurricular activities
- Drinking Water Facility
- Usage of ICT Classrooms by teachers

### **Feedback where satisfaction levels are between 80-90%**

- Mentorship
- Extracurricular activities
- Availability of Computers in the Campus

### **Feedback where satisfaction levels are less than 70-80%:**

- Training & Placement (55%)
- Wi-Fi Facility (35%)

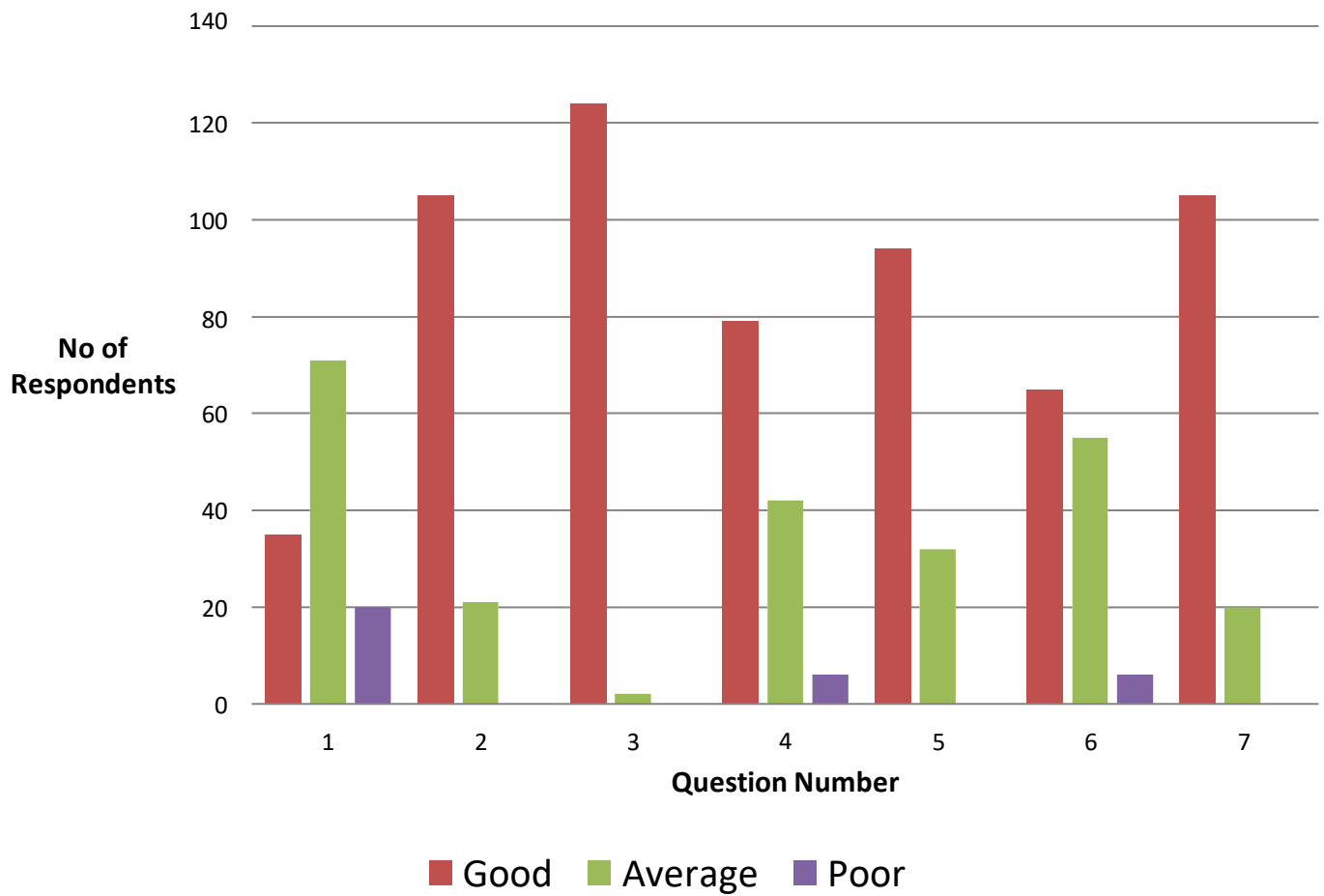
### **SUGGESTIONS OF THE STUDENTS:**

- Training and placement activities to be improved
- Wi-Fi not available in some areas of the college
- PG Entrance Coaching needed in the college
- Coaching to Civil Services, Group-1&2 , Defense and Police to conducted in the college
- Quality of Canteen facilities to be improved
- Number of computers availability to be increased
- 

### **II.A. Alumni Feedback responses are given below for 2021-22**

<b>Q.No</b>	<b>Feedback Question</b>	<b>Good</b>	<b>Average</b>	<b>Poor</b>
<b>1</b>	<b>How do you rate the courses that you have learnt in the college in relation to your current job / occupation?</b>	<b>35</b>	<b>70</b>	<b>20</b>
<b>2</b>	<b>Infrastructure and Lab facilities</b>	<b>100</b>	<b>20</b>	<b>5</b>
<b>3</b>	<b>Faculty</b>	<b>95</b>	<b>25</b>	<b>5</b>
<b>4</b>	<b>Library</b>	<b>79</b>	<b>19</b>	<b>6</b>
<b>5</b>	<b>Office Staff</b>	<b>74</b>	<b>32</b>	<b>19</b>
<b>6</b>	<b>Educational Resources:</b>	<b>65</b>	<b>50</b>	<b>10</b>
<b>7</b>	<b>Overall Rating of the College :</b>	<b>95</b>	<b>20</b>	<b>5</b>

## Graphical representation of Alumni Feedback 2021-22



## **II.C. Analysis of Alumni Feedback Responses**

The online feedback forms are prepared by IQAC and with the help of Alumni Committee, the online forms are distributed to Alumni in Alumni meetings and feed back is collected and analyzed. The Alumni feedback is collected from 20 Alumnus as sample survey and the responses are analyzed. The report is presented to Principal and Staff Council for necessary action.

### **Feedback where satisfaction levels are more than 80%**

- ☐ Overall Rating of the College :
- ☐ Faculty
- ☐ Infrastructure and Lab Facilities

### **Feedback where satisfaction levels are between 70-80%**

- ☐ Office Staff

### **Feedback where satisfaction levels are less than 70%**

- ☐ How do you rate the courses that you have learnt in the college in relation to your current job / occupation?
- ☐ Library
- ☐ Educational Resources:

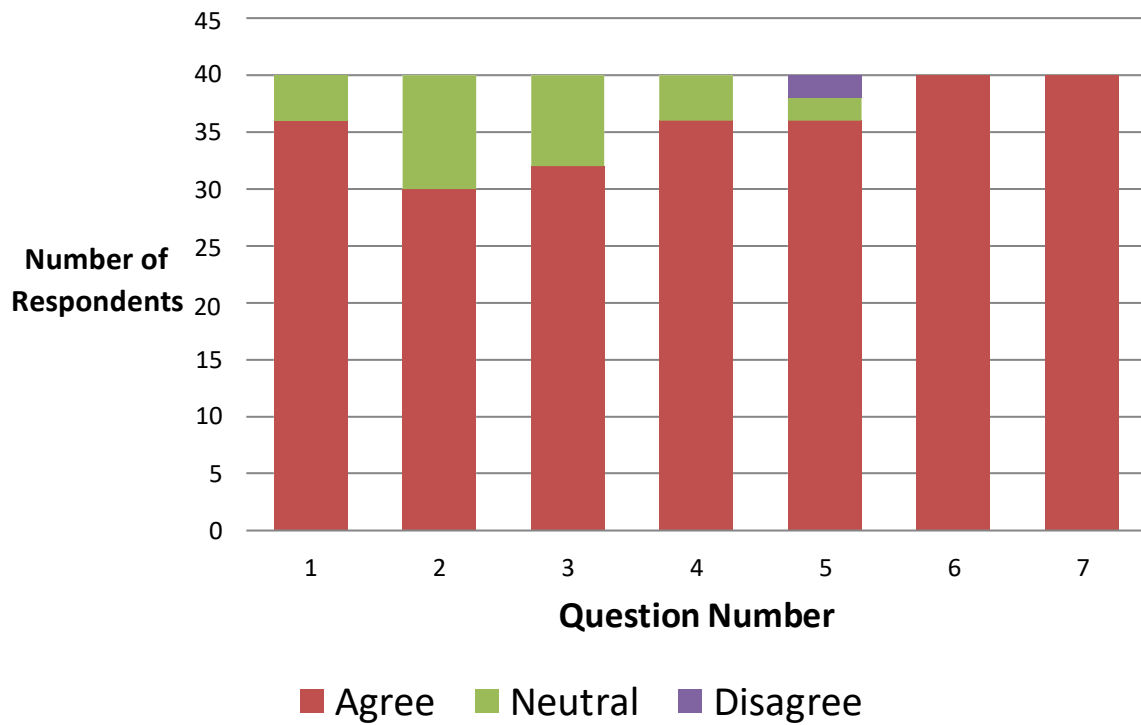
### **SUGGESTIONS OF THE ALUMNI**

- ☐ Introduction of market based courses/Field based courses
- ☐ Improvement in ICT usage by staff and students
- ☐ Computer training to Non computers Students
- ☐ New Library books and journals to be made available

### **III.A. Teachers Feedback responses are given below for 2021-22**

<b>17Q.No</b>	<b>Feedback Question</b>	<b>Agree</b>	<b>Neutral</b>	<b>Disagree</b>
<b>1</b>	<b>Current syllabus is need based</b>	<b>18</b>	<b>4</b>	<b>0</b>
<b>2</b>	<b>Curriculum having current content</b>	<b>16</b>	<b>6</b>	<b>0</b>
<b>3</b>	<b>Programmes outcomes of the syllabi is well defined</b>	<b>15</b>	<b>7</b>	<b>0</b>
<b>4</b>	<b>Curriculum having good academic flexibility</b>	<b>16</b>	<b>6</b>	<b>0</b>
<b>5</b>	<b>It is comfortable to adopt new pedagogical teaching techniques in the stipulated time period as planned for curriculum Transaction.</b>	<b>19</b>	<b>3</b>	<b>0</b>
<b>6</b>	<b>The College facilitates ICT based teaching</b>	<b>17</b>	<b>5</b>	<b>0</b>
<b>7</b>	<b>Internal Assessment is beneficial and enhances learning levels of students</b>	<b>20</b>	<b>2</b>	<b>0</b>

### III.B. Teachers Feedback for 2021-22





### III.C. Analysis of Teachers Feedback Responses

The online feedback forms are prepared by IQAC and presented in college website to Staff and feedback is collected and analyzed. The Teachers feedback is collected from 24 Staff members as sample survey and the responses are analyzed. The report is presented to Principal for necessary action.

Except in three aspects of the feedback, teachers expressed satisfaction or consent to the present system to the extent of almost 90% -100%. The issues in which teachers had varied opinions are as follows:

- ✓ It is comfortable to adopt new pedagogical teaching techniques in the stipulated time period as planned for curriculum transaction: 5% of teachers expressed difficulty to new changing CBCS syllabus and pedagogical methods.

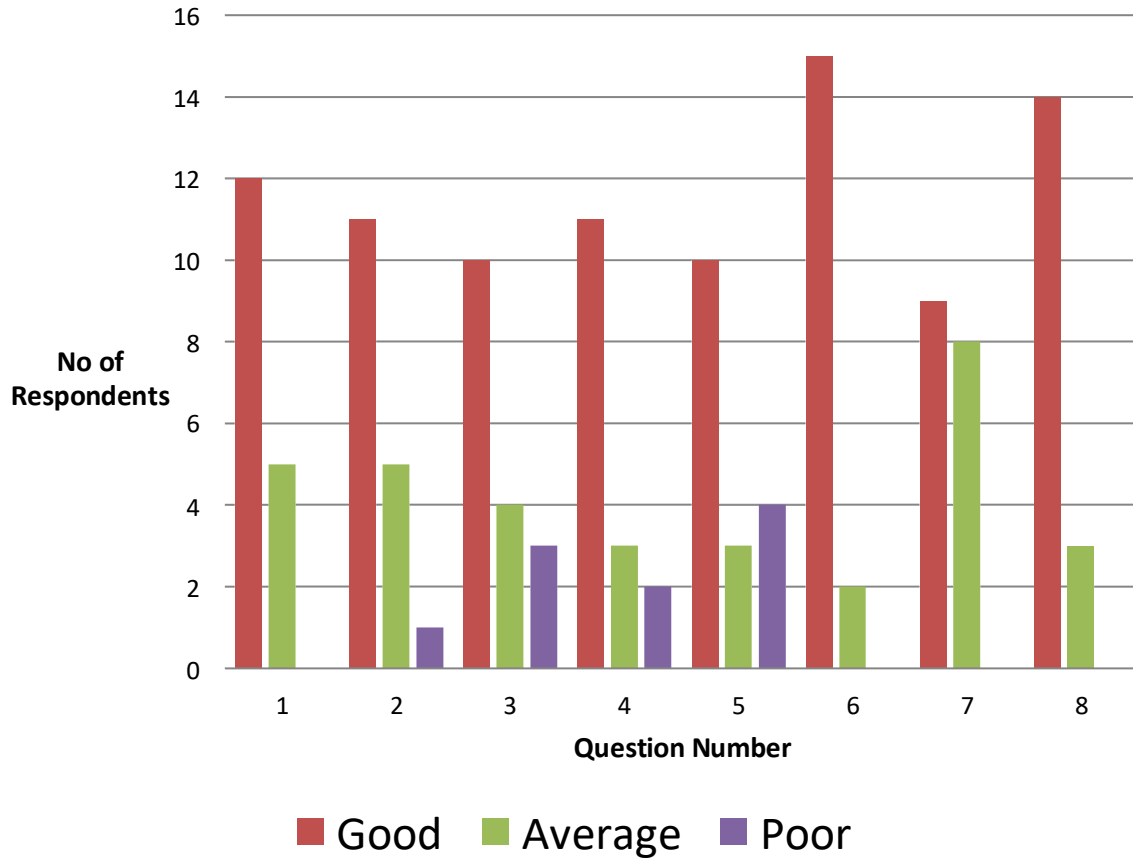
#### TEACHERS SUGGESTION:

- MS Office Training to teaching and Non teaching Staff to acclimatize them in ICT skills

#### IV.A. Employers Feedback responses are given below for 2021-22

Q.No	Feedback Question	Good	Average	Poor
1	Subject Knowledge	17	5	0
2	Personality Test/Interview	18	4	1
3	Confidence and Attitude Levels	18	4	3
4	Performance in Group Discussion	19	3	2
5	Communication Skills	18	4	4
6	Technical Skills ( MS office etc )	15	7	0
7	Leadership skills and Motivational Levels	18	4	0
8	On overall , How do you rate the students of Government Degree College,Pattikonda	20	2	0

**Chart Title**



## **IV.C. Analysis of Employers Feedback Responses**

### **Feedback where satisfaction levels are more than 90%**

- ✓ Subject Knowledge
- ✓ Technical Skills

### **Feedback where satisfaction levels are 75-90%**

- ☐ Performance in Group Discussion
- ☐ Personality Test/Interview
- ☐ Leadership skills and Motivational Levels
- ☐ On overall , How do you rate the students of Government Degree College

### **☐ Feedback where satisfaction levels are <75-90%**

- ☐ Communication skills
- ☐ Confidence Levels

### **EMPLOYERS SUGGESTIONS:**

- English speaking ability is poor in students from rural background.
- Confidence levels are average need to hone English speaking ability and boost confidence by individual counselling.
- Separate Spoken English classes/Group Discussions may be conducted and motivational speakers may be invited to boost confidence levels and attitude among the students.

## **IV.C. Analysis of Employers Feedback Responses**

### **Feedback where satisfaction levels are more than 60%**

- ✓ Subject Knowledge
- ✓ Technical Skills

### **Feedback where satisfaction levels are 70-80%**

- ☐ Performance in Group Discussion
- ☐ Personality Test/Interview
- ☐ Leadership skills and Motivational Levels
- ☐ On overall, how do you rate the students of Government Degree College,Pattikonda.

### **Feedback where satisfaction levels are <65-70%**

- ☐ Communication skills
- ☐ Confidence Levels

### **EMPLOYERS SUGGESTIONS:**

- English speaking ability is poor in students from rural background.
- Confidence levels are average need to hone English speaking ability and boost confidence by individual counselling.
- Separate Spoken English classes/Group Discussions may be conducted and motivational speakers may be invited to boost confidence levels and attitude.